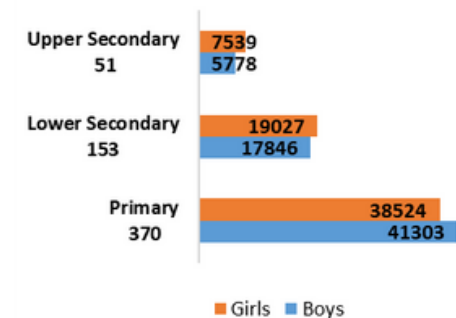




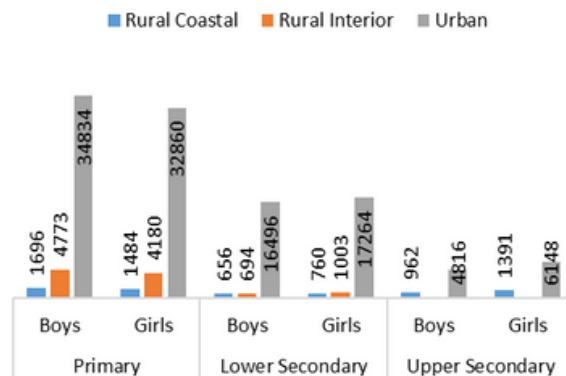
Demography

Number of schools & students (2021)

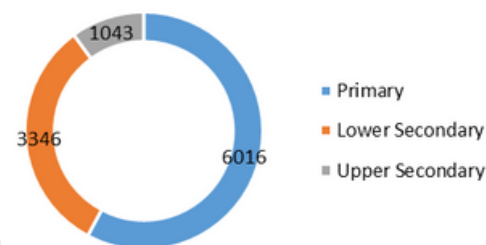
The number of schools is based on the type of education and not by schoolbuilding



Number Of Student Per Geographic Area



Number of teachers per education level



Primary:

Contains the Pre-primary (K.O.), Grade 1 to Grade 6 (Klas 1 – Klas 6), Literacy and Adult Education (Bigi Sma Skoro's) and Special Education (S.O.)

Lower Secondary:

Contains the General Lower Secondary (M.U.L.O.), the Vocational Lower Secondary (L.B.O.) and the Special Secondary Education (V.S.O.)

Access

Number of children (and % of children in the relevant age-group) in the program area supported with distance/homebased learning/tutoring programs

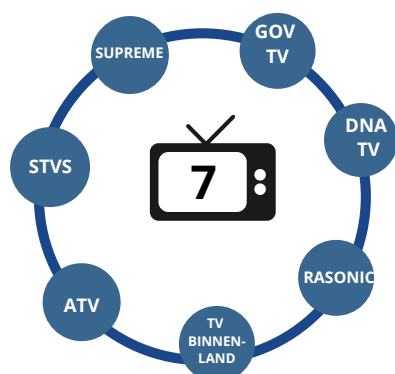
National TV penetration rate of 70% of education distance learning program.

Students supported through teacher led WhatsApp groups for homebased learning

Data not yet available

Year	Level	Sex / Geographic Area						Grand Total
		Boys			Girls			
2020	Primary	4.11%	3.95%	43.34%	3.76%	3.55%	41.28%	100.00%
		3,453	3,318	36,390	3,155	2,984	34,663	83,963
Lower Secondary		2.47%	0.73%	45.86%	3.16%	0.78%	47.01%	100.00%
		936	275	17,383	1,196	294	17,817	37,901
2021	Primary	4.15%	3.95%	43.64%	3.63%	3.47%	41.16%	100.00%
		3,313	3,156	34,834	2,896	2,768	32,860	79,827
Lower Secondary		2.81%	0.85%	44.74%	3.77%	1.01%	46.82%	100.00%
		1,036	314	16,496	1,391	372	17,264	36,873
		Rural Coastal	Rural Interior	Urban	Rural Coastal	Rural Interior	Urban	Total

Number of radio stations/TV programs/ online platforms broadcasting emergency distance learning programs



Gender Equality

Number of girls, youth groups and community groups including women's rights organizations reached and supported to strengthen education response efforts

Data not yet available



Teachers

33.96%

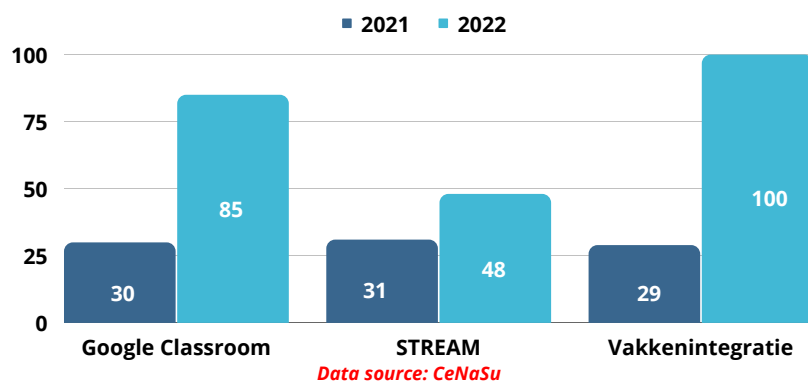
Number of teachers (and % of teachers) trained in using distance learning methods and/or provided materials to support distance learning

3167

trained teachers from 2021 through 2022

After school reopening: number of teachers trained to provide accelerated programs to mitigate loss of learning during school closure.

Teachers received instruction and guidance on adapted curriculum to mitigate learning loss.



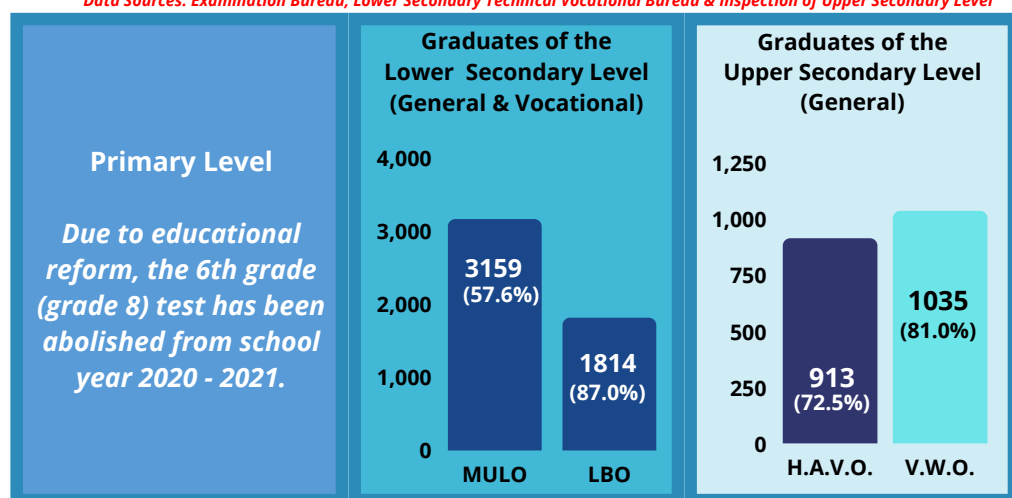
Learning

Number of children (and % of children in program) whose learning was assessed to evaluate loss of learning during school closure.

For the school year 2020-2021, a covid-19 protocol has been produced by the MoESC and these measures have been put in to place at all schools. The schools themselves compose groups for the educational offer, so that all pupils / students can take classes, both physically and digitally.

Numbers (and %) of children assessed during school closure who meet relevant minimum learning standards

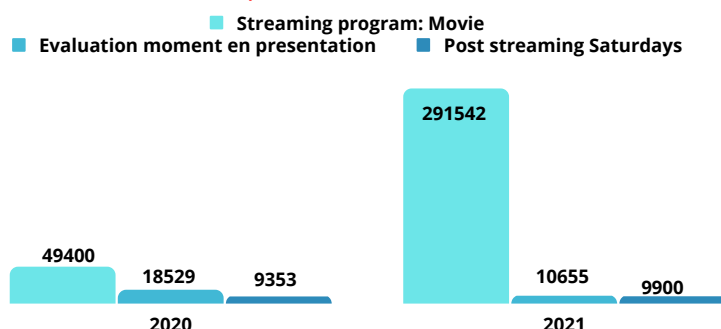
Data Sources: Examination Bureau, Lower Secondary Technical Vocational Bureau & Inspection of Upper Secondary Level



Number of parents and caregivers reached through mechanisms to inform parents and community leaders of distance learning content and teaching methods.

Dissemination through social media channels.

Data source: Department Communication & Media



Protection & Wellbeing

Number of children (and % of children) provided access to programs and sensitization campaigns that aim at minimizing the negative impacts of school closure like psychological impacts, gender-based violence, and issues related to unequal social norms

Decentralization of student care by MoESC is ongoing. Improving child helpline service in collaboration with child protection network partners. From May - June 2021, 78 care coordinators, student counselors and school counselors were trained in the Child Abuse Detection training. (Source: CeNaSu)